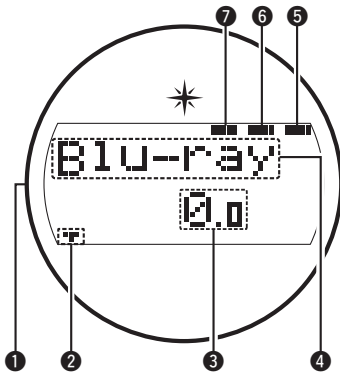
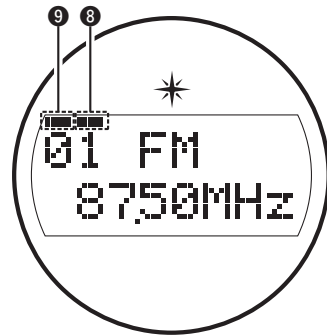


# Display

## Main Display

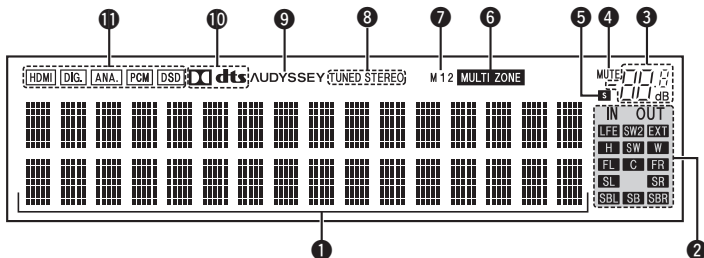


- ① **Light illumination**
- ② This lights when the sleep mode is selected.
- ③ **Master volume indicator**
- ④ **Input source indicator**
- ⑤ This lights up when ZONE4 (separate room) power is turned on.



- ⑥ This lights up when ZONE3 (separate room) power is turned on.
- ⑦ This lights up when ZONE2 (separate room) power is turned on.
- ⑧ In the FM mode, this lights up when receiving stereo broadcasts.
- ⑨ Lights up when the broadcast is properly turned in.

## Sub Display



- ① **Information display**
- ② **Input/output signal channel indicators**
- ③ **Master volume indicator**
- ④ **MUTE indicator**
- ⑤ **Sleep timer indicator**
- ⑥ **MULTI ZONE indicators**
- ⑦ **Monitor output indicator**

- ⑧ **Tuner reception mode indicators**  
**STEREO** : In FM mode, this lights up when receiving stereo broadcasts.  
**TUNED** : Lights up when the broadcast is properly tuned in.
- ⑨ **Audyssey® indicator**
- ⑩ **Decoder indicator**
- ⑪ **Input mode indicators**